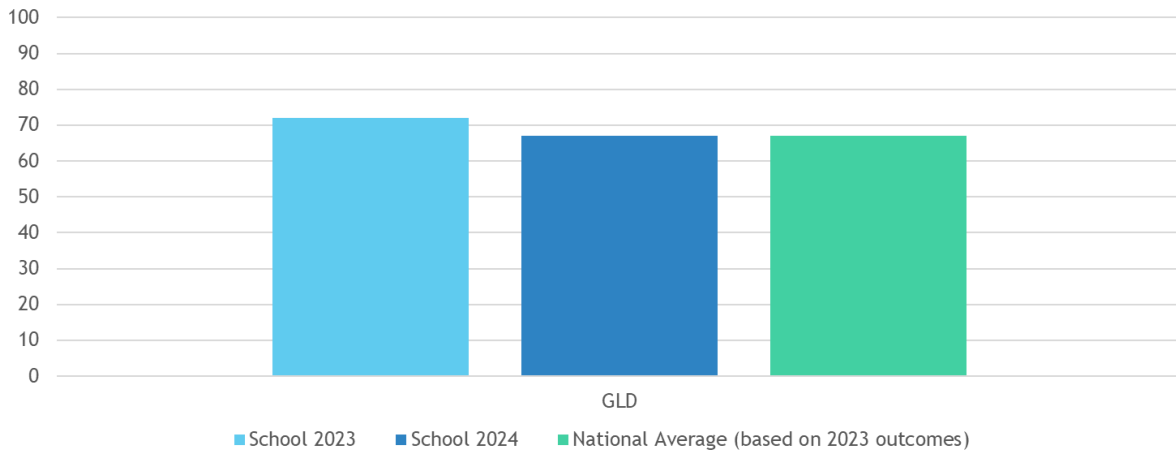


## Whole School Data Information 2024

### Reception Results Foundation Stage Profile 2024



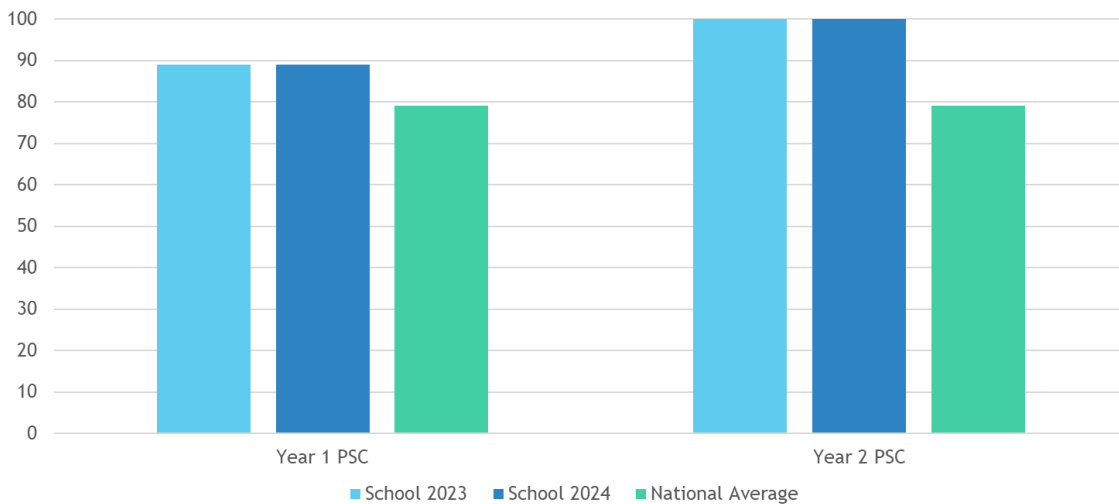
GLD 2023: 72%

GLD 2024: 67% (in line with 2023 national outcomes)

### Year 1 Phonics Screening Check 2024

(Comparative data to show the percentage of children in Year 1 at school who met the standard in phonics screening, compared to Local and National results)

### Phonics Screening Check 2024



Year 1 PSC 2023 – 89%

Year 2 2023 – 100%

NA: 79%

Year 2 PSC 2024 – 89%

Year 2 2024 – 100%

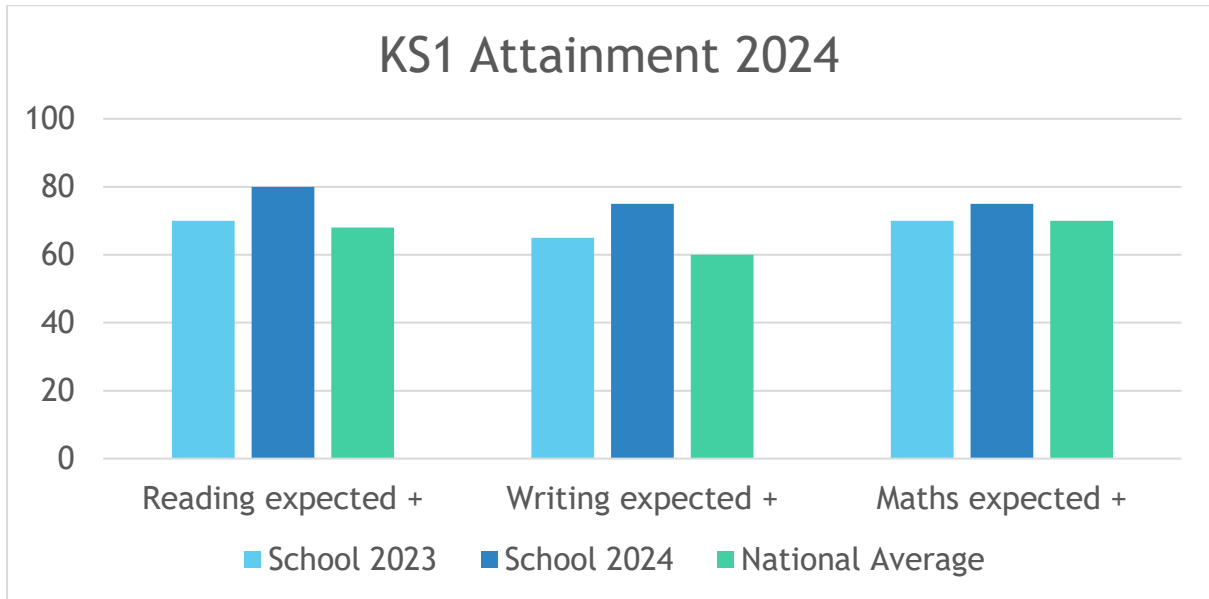
**89% of Year 1 children meeting threshold (32 marks) for phonics screening**

Year 2 Phonics Screening Check

**By Year 2, 100% of children met threshold for phonics screening (89% national).**

**Key Stage 1 2024 (Year 2)**

(Comparative data to show the percentage of children in Year 2 at school who achieved the Expected Standard + and Greater Depth, compared to Local and National results)

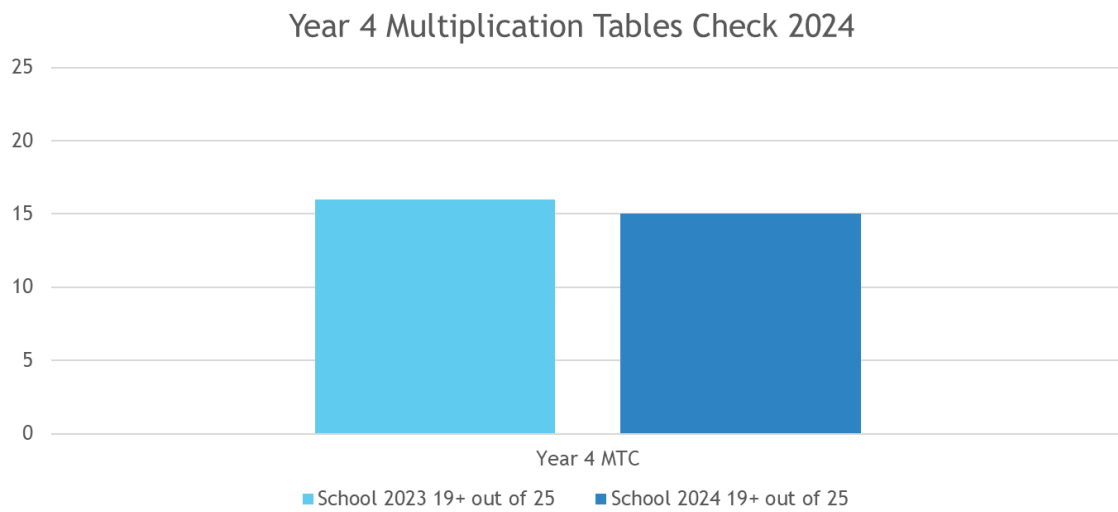


Expected +	GD
R: 80%	R: 30%
W: 75%	W: 15%
M: 75%	M: 15%

National average based on FFT Early Results Service 2024.

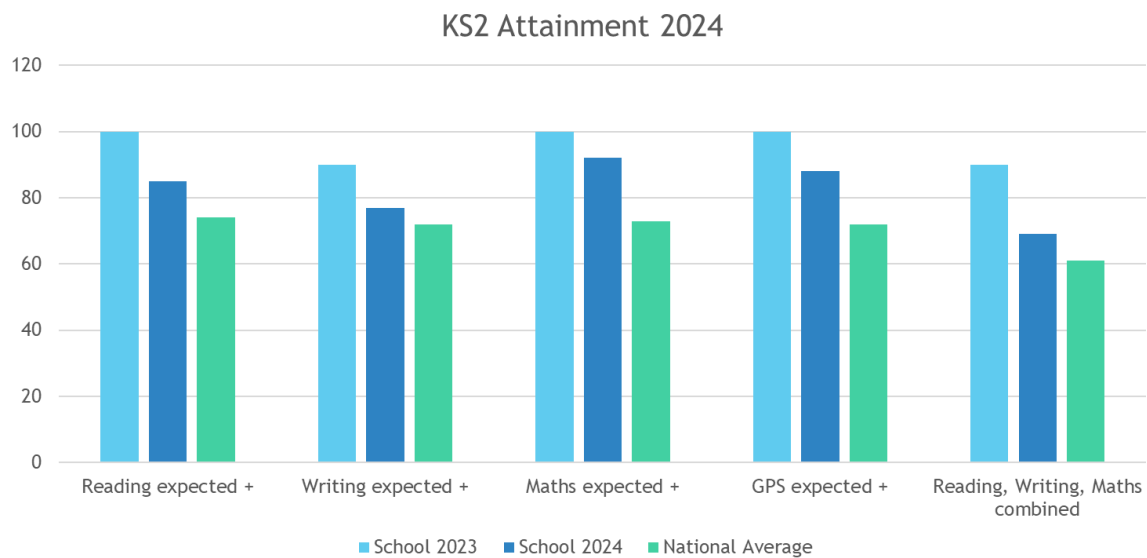
Outcomes at the end of KS1 are all above the national average and outcomes have improved since 2023.

## Year 4 Multiplication Tables Check



In 2024 15/17 pupils scored 19+ out of a total of 25 = 88%.  
 There is no national average for comparison. In 2022 the mean average score was 19.8.

## Key Stage 2 2024 (Year 6 SATs)



R: 85% (NA 74)

W: 77% (NA 72)

M: 92% (NA 73)

R,W, M combined: 69% (NA 61)

GPS: 88% (NA 72)

GD: 35% (NA 29)

GD: 31% (NA 13)

GD: 31% (NA 24)

GD: 4% (NA 8)

GD: 23% (NA 30)

### Three Year Average

	2022	2023	2024	3 Year Average	NA
Reading	89	100	85	91.3	74
Writing	84	90	77	83.6	72
Maths	94	100	92	95.3	73
GPS	89	100	88	92.3	72
R, W, M combined	84	90	69	81	61

Evaluation highlights that there is continued high performance in pupil outcomes at the end of year 6 and that these have remained strong over time since 2022. This adds further to the assurances on which curriculum redesign and reviews have delivered in continuing to secure excellent outcomes for our pupils.

### Summary of Pupil Outcomes in Statutory Assessment (Whole School 2024)

2024 Statutory Assessments	School – All Pupils		National	
	Expected + (%)	Greater Depth/ Higher Standard (%)	Expected + (%)	Greater Depth/ Higher Standard (%)
EYFS GLD	67	NA	67	NA
Year 1 PSC	89	NA	79	NA
Year 2 PSC	100	NA	89	NA
KS1 – Reading	80	30	71	23
KS1 – Writing	75	15	63	10
KS1 – Maths	75	15	68	16
Year 4 Multiplication Check	15/17 pupils scored 19+ out of a total of 25 = 88%.		NA	NA
KS2 – Reading	85	35	74	29
KS2 – Writing	77	31	72	13
KS2 – Maths	92	31	73	24
KS2 - EGPS	88	23	72	30
KS2 – Reading, Writing and Maths (combined)	69	4	61	8

